





## Stage 1, 2, 3 -- 10 Pistol, 10 Rifle, 2+ Shotgun - Must use all 3 positions



Stands:  
4 Tall  
2 Med  
4 Short  
4 S/G  
3 Tables  
8 Rounds  
2 Squares  
10 Bases

### Stage 1:

Starting at C with S/G in both hands.

Rifle staged safely at A or B

When ready say "A Gamer would try for doubles"

ATB: Shoot the fallers any order until down. Make S/G safe.

At B with the pistols, double tap the outside targets and put the last two rounds on the center square. Holster and at position A repeat pistol instructions with the rifle.

### Stage 2:

Shooter may start at any position. Hands at side.

Long guns staged safely on table(s)

When ready say: "A lot of stuff is legal in Nevada"

ATB: If at "C" knock S/G targets down any order.

If at "A" with rifle shoot two diagonal crossing 5 shot Nevada Sweeps, starting on the center target for each 5 shot sequences. You will be shooting an "X" pattern

If at "B" with pistols repeat rifle instructions.

### Stage 3:

Shooter may start at any position with strong hand trigger finger extended and moving in a circular motion.

Long guns staged on table(s)

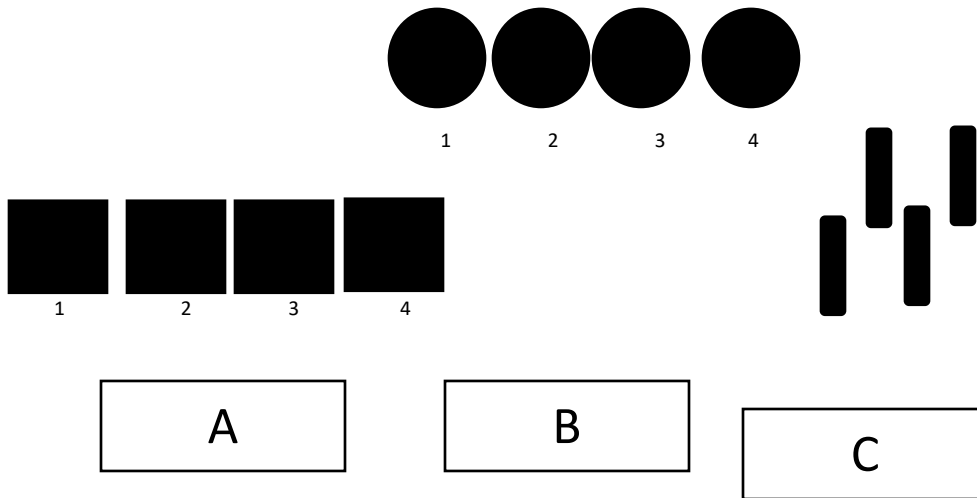
When ready shooter says "I hate going in circles"

ATB: if at "A" starting on any outside target shoot a clockwise circular pattern for 9 rounds putting the 10<sup>th</sup> round on the center target. (round 9 will be on the target you started on). Pistol sequence is the same as rifle.

Shotgun: knock down any order.

## Stage 4, 5 & 6 -- 10 Pistol, 10 Rifle, 2+ Shotgun -- Must use all 3 positions

Props:  
4 Tall  
2 Med  
4 S/G  
3 Tables  
4 Rounds  
4 Squares  
8 Bases



### Stage 4:

Starting at position of choice at SASS default.

Stage long guns safely on table(s).

When ready say: "1441 was a bad year".

ATB: With Pistols put 1 round on P1, 4 on P2 and 4 on P3 and 1 on P4 (1, 2222, 3333, 4).

Rifle same as pistols. Shotgun any order.

### Stage 5:

Starting at position of choice.

Long guns staged safely on table(s).

When ready put strong hand over your heart and say "I love paying taxes".

ATB: If at "A" shoot an IRS (Lawrence Welk) sweep from either end. (1<sup>st</sup> target once, 2<sup>nd</sup> target twice, 3<sup>rd</sup> target three times, 4<sup>th</sup> target four times).

If at "B" with Rifle repeat pistol instructions.

If at "C" shotgun any order.

### Stage 6:

Starting at position and with gun of choice pointed down range.

Long guns staged on table(s).

When ready shooter says "I hate Badgers!"

ATB: if at "A" with **Pistols**, Shot a Badger (Regressive) sweep. 1,2,3,4, 1,2,3, 1,2, 1

If at "B" with **Rifle** same instructions as pistols.

If at "C" with **S/G** knockdown the 4 targets.