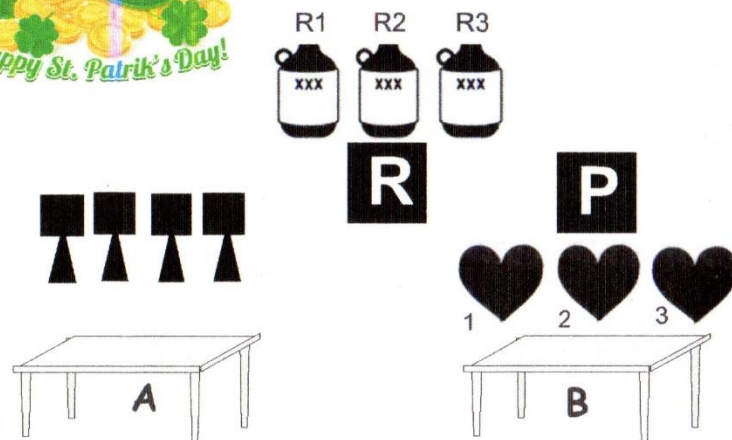


STAGE 1

10 RIFLE Staged safely
10 PISTOL Holstered
4+ Shotgun Staged safely



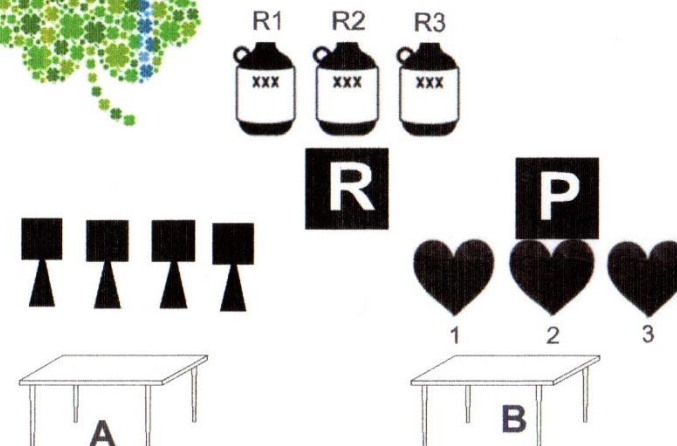
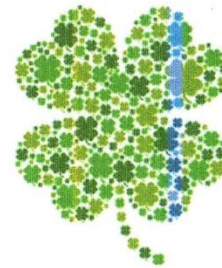
Start at position of choice. Rifle can not be last.
Must use 2 positions. **Hands touching gun of choice NOT LIFTING.** When ready say: **Where's our Lucky Leprechaun!**

ATB: If beginning w/rifle, engage **Rifle** targets
3 rounds on the "R" square target, THEN with remaining 7 rounds on R1-R3 shooting a continuous Nevada sweep starting at either end.

With **S/G** engage until down.
Engage **Pistols** with same instructions as rifle starting on "P" square target.

STAGE 2

10 RIFLE at the Ready
10 PISTOL holstered
4+ S/G staged safely



Start at Pos. **A**. Rifle at the ready.
When ready say: **It's a blessing to be Irish!**

ATB: With **Rifle** starting on "R" square alternate with R1, R2, R3 in a continuous Nevada sweep.

Engage the four **S/G** targets until down, any order.

Move to B. Engage **Pistol** targets with same instructions as rifle using "P" square target.

STAGE 3?

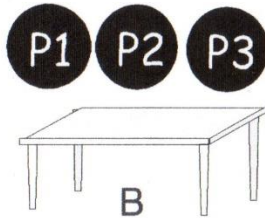
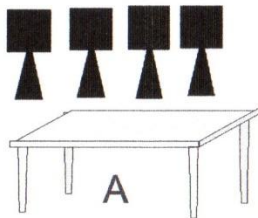
(in case its sunny)



10 RIFLE Staged safely
10 PISTOL Holstered
4+ Shotgun Staged safely



R1 R2 R3



Starting at position of choice. Rifle can not be last. Must use 2 positions. Hands crossed at chest. When ready say: **There's a pot of gold at the end of the rainbow!**

ATB: If starting with Rifle, engage Rifle targets in a continuous 1-2-4-2-1 sweep for a total of 10 rounds. (May start on either end).

Shoot Pistols using rifle instructions.

Shoot **shotgun** targets until down, any order.

Stage 4?


(in case its sunny)



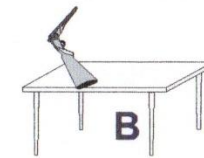
10 RIFLE staged safely
10 PISTOL Hostered
4+ S/G staged safely



R1 R2 X



P1 P2 X



Start at Position & firearm of choice. Rifle can not be last. Must use 2 positions. Hands at sides. When ready say: **It's a good day to be a good day!**

ATB: If starting w/ Pistol(s) shoot a Lawrence Welk alternating with the two targets for 10 rounds. Engage Rifle targets with same instructions as pistol.

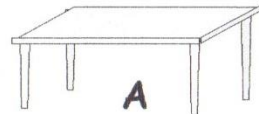


Engage S/G targets until down. Any order.

10 RIFLE Staged safely
 10 PISTOL Holstered
 4+ Shotgun Staged safely

STAGE 5



R1 R2 R3 R4



Start at position & Firearm of choice. Rifle can not be last. Must use 2 positions. Hands at high surrender. When ready say: **Round Count!**

ATB: If starting at **B** with **S/G**, any order.
 If starting with **Rifle** place 1 round on two outside targets and 4 rounds on two inside targets, any order. Must use all 4 targets. May start on either inside target or outside target.

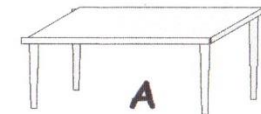
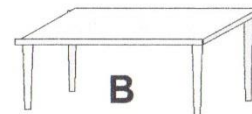


If starting at Position "**A**", use same instructions for **Pistol** targets you used for the rifle. Round count!

STAGE 6

10 RIFLE Staged safely
 10 PISTOL Holstered
 4+ Shotgun Staged safely



R1 R2 R3 R4



Start at position & Firearm of choice. Rifle can not be last. Must use 2 positions. Hands flat on table. When ready say: **It's a Whiskey Road Sweep!**

ATB: If beginning w/rifle engage **Rifle** targets 1 thru 4 in a Whiskey Road Sweep. **Double tap R1**, then sweep **R3-R2-R1**. **Double tap R4**, then sweep **R2-R3-R4**.

With **S/G** engage until down.

Engage **Pistols** with same instructions as rifle.