
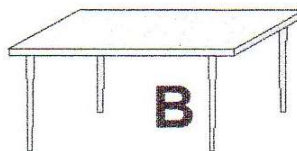
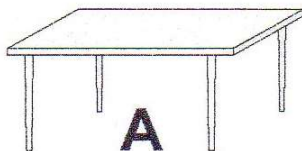



STAGE 1

10 RIFLE staged safely
10 PISTOL Hostered
4+ S/G staged safely



R1 R2



Start at Position of choice. Rifle can not be last.
Must use 2 positions. Stage Rifle & S/G safely.
Hands touching gun(s) of choice (not lifting).
When ready say: **It's a good day for a Fiesta!**






ATB: If starting w/ Pistol(s) shoot a Lawrence Welk alternating with the two targets for 10 rounds (example: 1 on P1, 2 on P2, 3 on P1, and 4 on P2). Engage Rifle targets with same instructions as pistol. May start on either end (P1 or P2)

Engage S/G targets until down. Any order.

STAGE 2

10 RIFLE Staged safely
10 PISTOL Holstered
4+ Shotgun Staged safely

R1 R2



Starting at position of choice. Rifle & S/G staged safely. Rifle can not be last. Must use 2 positions. Touching Shakers. When ready say: Yahoo Cowboy!

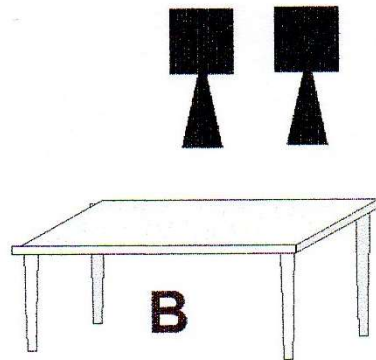
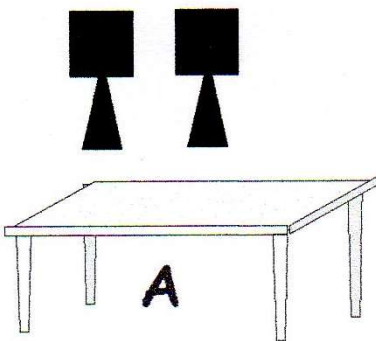
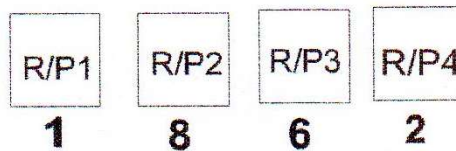
ATB: If starting with Rifle, engage targets R1-R2 in an alternating 1-2-4-2-1 sweep for a total of 10 rounds. (May start on either end).

Shoot Pistols using rifle instructions.

Shoot shotgun targets until down, any order.

STAGE 3

7 RIFLE Staged safely
10 PISTOL Holstered
4+ Shotgun Staged safely



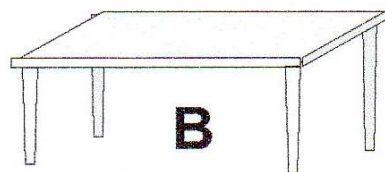





Start at position & Firearm of choice. Rifle can not be last. Must use 2 positions. Hands on high surrender. When ready say: 1862 The battle of Pubela against the French!

ATB: With Pistols & Rifle, engage 1-4 any order **HOWEVER** shoot 1 round on R/P1, 8 on R/P2, 6 on R/P3 and 2 on R/P4.

Engage first 2 S/G targets until down. Take S/G to opposite position, THEN engage last 2 S/G targets until down.

STAGE 4

10 RIFLE Staged safely
10 PISTOL Holstered
4+ Shotgun Staged safely









Start at position & Firearm of choice. **Rifle can not be last.** Must use 2 positions. Hands touching skull. When ready say: **Let Go amigos!**

ATB: If starting w/ Rifle engage R/P2 two times, THEN sweep 1-2-3 targets, THEN engage R/P3 two times then sweep 4-3-2. Engage pistol targets using rifle instructions.

If starting with S/G, Engage the first two S/G targets THEN move to opposite position and engage last two S/G targets until down.

STAGE 5

10 RIFLE staged safely
10 PISTOL holstered
4+ S/G staged safely



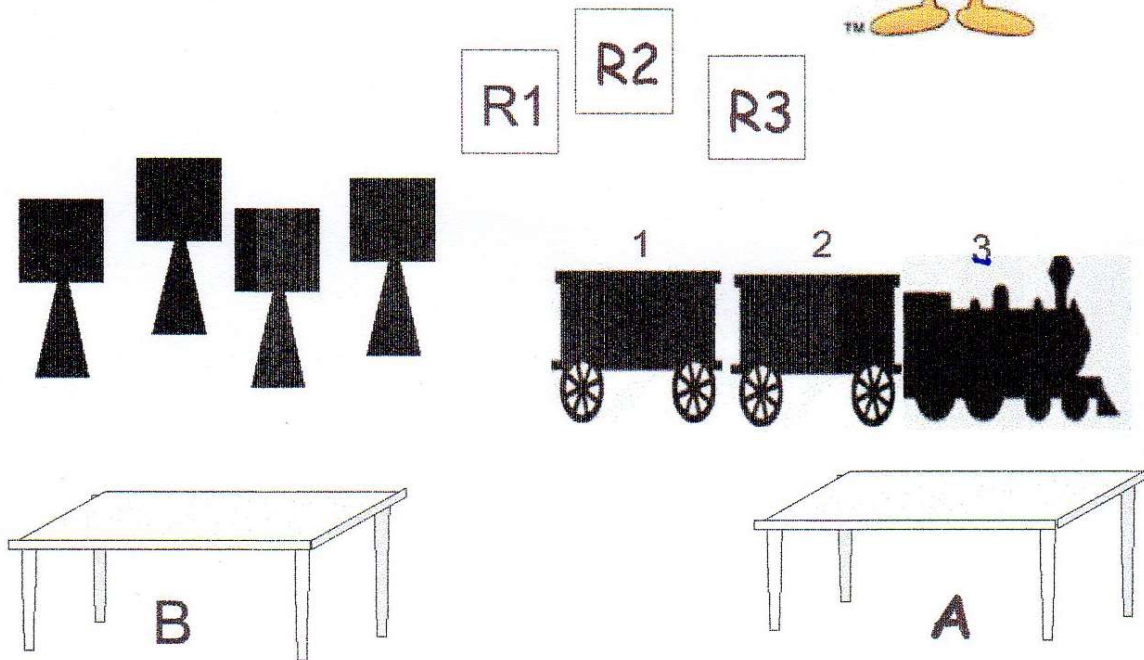

Start at Position B. Must use 2 positions. Hands across chest. When ready say: **I like my Mexican food Hot & Spicy!**

ATB: With Rifle engage R1-R3 at least three times each, any order for a total of 10 rounds. Make rifle safe.

Move to position "A" and engage the S/G targets. Move back to B and engage Pistol targets as per rifle instructions. Note: Round Count.

10 RIFLE Staged safely
10 PISTOL Holstered
4+ Shotgun Staged safely

STAGE 6



Start at position of choice. Rifle can not be last.

Must use 2 positions. Hands flat on table.

When ready say: **All Aboard!** for the **Wolverton Express!**

ATB: If starting w/rifle engage Rifle targets
Double tap R1 and R3, then 1 on R2. Repeat for
last 5 rounds.

if starting with: **S/G** engage until down.

Engage Pistols with same instructions as rifle.