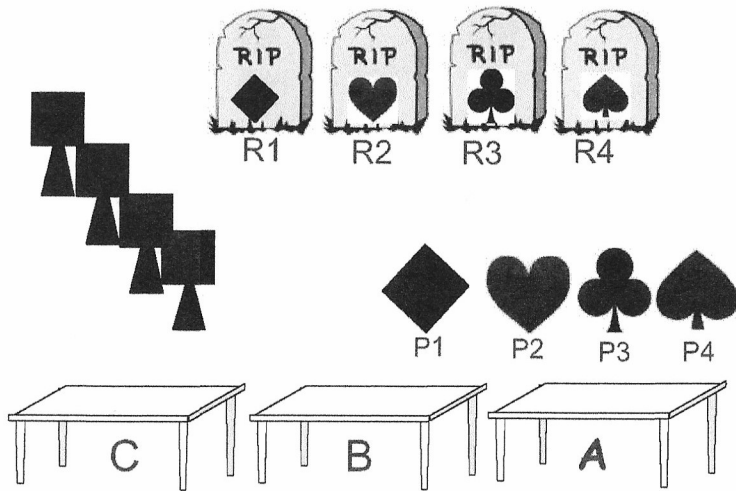


10 RIFLE Staged safely
10 PISTOL Holstered
2+ Shotgun Staged safely.

April 2021 Stage 1



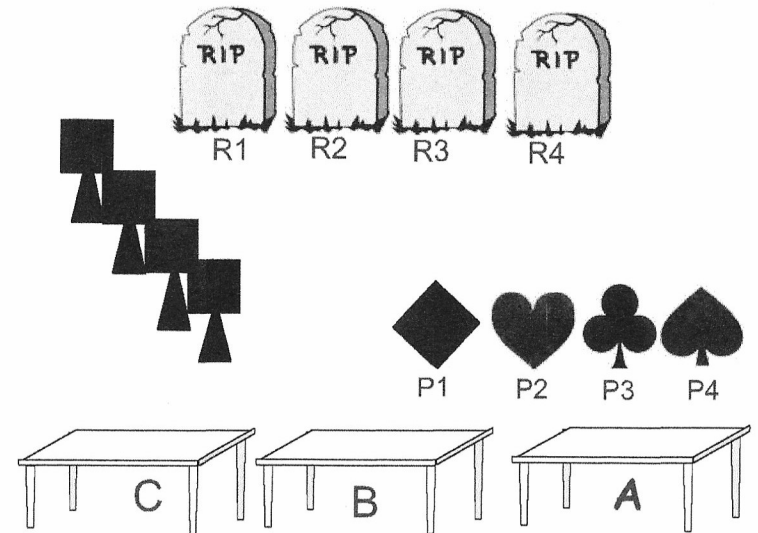
Position of choice and gun of choice. Rifle can not be last. Must use all 3 positions. **Hands at SASS Default**. Shooter shuffles the deck then cut the Deck of cards and announce loudly to the posse the suit of card exposed. When ready say: **You see 'em, you play 'em**.

ATB: If starting with **Rifle or Pistols** engage targets in a Single Continuous Nevada Sweep starting from the suit announced. **May shoot L to R or R to L**.

If starting with **S/G**, engage in any order until down.

Stage 2

10 RIFLE Staged safely
10 PISTOL Holstered
2+ Shotgun Staged safely.

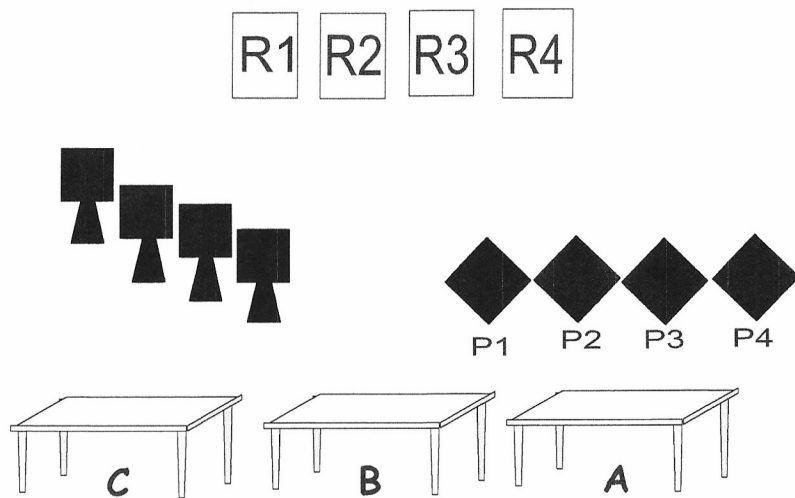


Position of choice and gun of choice. Rifle can not be last. Must use at least 2 positions. **Hands at low surrender**. When ready say: **I'll play these cards**.

ATB: If starting with **Rifle or Pistols** start with target 1 alternate with 2, 3 & 4 (example: 1,2,1,3,1,4) **THEN** sweep 1 thru 4. Engage **S/G** targets until down.

10 RIFLE staged safely
10 PISTOL Holstered
6+ S/G staged safely

Stage 3



Position of choice. Gun of Choice. Must use 3 positions. Rifle can not be last. Hands at Sass Default. When ready say: **Things have a way of escalating.**

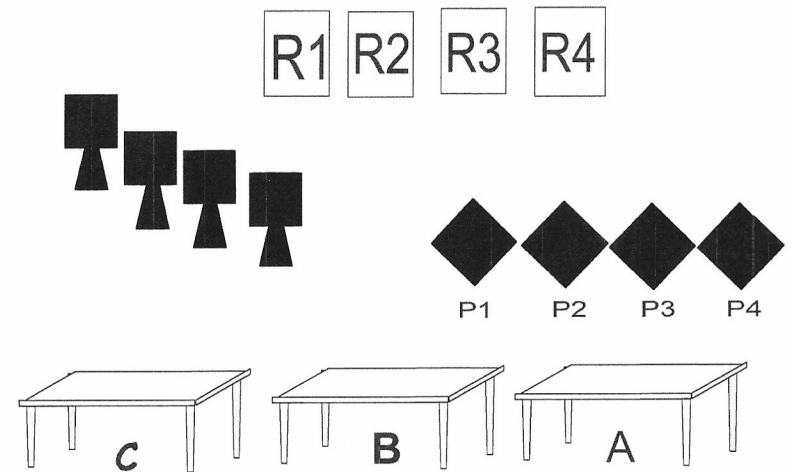
ATB: If starting with **Rifle**, engage rifle targets in a Badger sweep starting on **#1** (ex: R1, R2, R3, R4 - R1, R2, R3 - R1, R2, - R1).

If with **S/G** engage S/G targets until down. Any order.

If starting with **pistols**, use rifle instructions.

Stage 4

10 RIFLE Staged safely
10 PISTOL Holstered
6+ Shotgun Staged safely



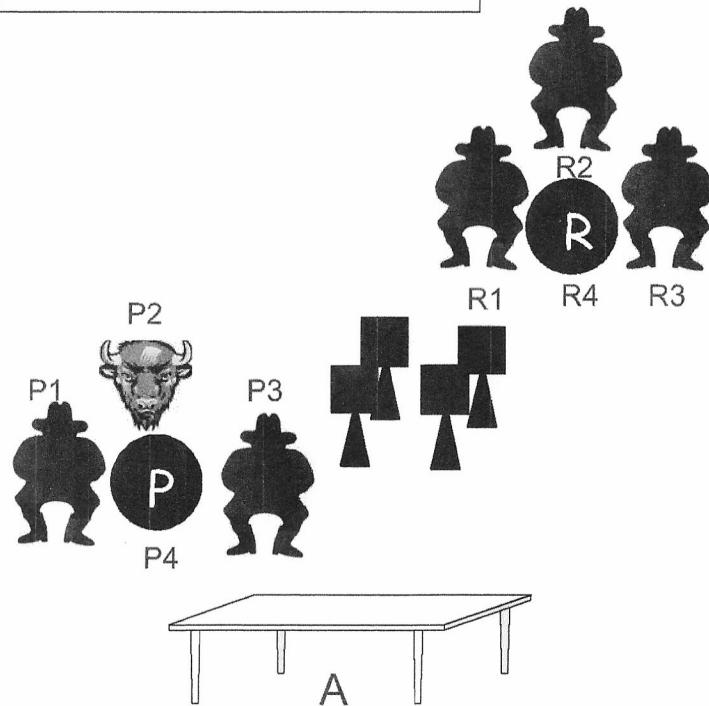
Position of choice. Gun of Choice. Must use 3 positions. Rifle can not be last. Hands flat on table. When ready say: **They ain't gonna do this all day!**

ATB: If starting with **Pistols or Rifle** engage targets in a double tap in any order THEN single tap P1 and P4 (no triple taps).

If starting with **S/G**, engage S/G targets until down.

10 RIFLE staged safely
10 PISTOL Holstered
2+ S/G staged safely.

Stage 5



Rifle can not be last. Shot Gun in Hand.
When ready say: Pan Shoot!

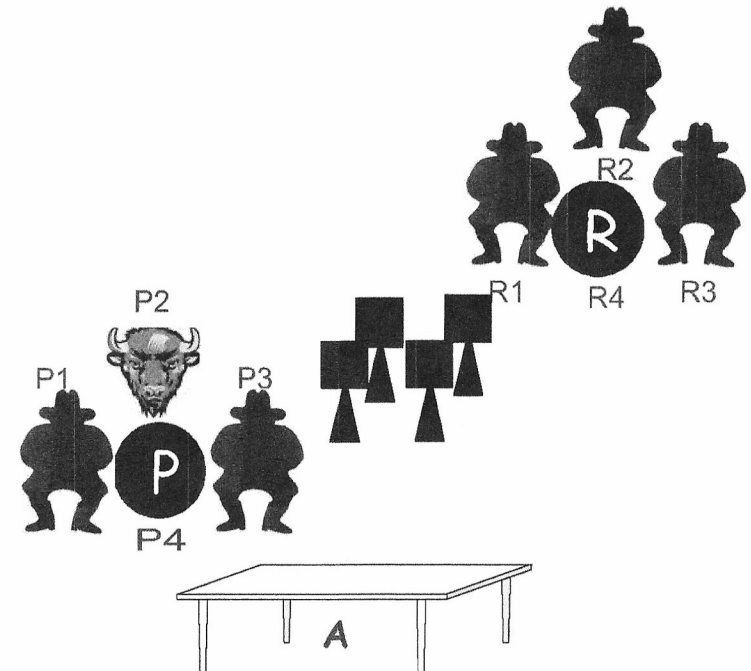
Under the TO supervision, Load shotgun with 2.
ATB: With the S/G knock down the four targets.

Next Triple tap the Rifle targets (1-3)
starting at either end THEN place the 10th round on R4.

With **Pistols** use Rifle instructions.

Stage 6

10 RIFLE staged safely
10 PISTOL Holstered
2+ S/G staged safely



Hands on Pistols. (Texas Surrender).

When ready say: This bank don't fight fair!

ATB: With pistols, double tap targets (R1, R2, & R3), then sweep 1 thru 3. **Then** place 10th round on P4.

With Rifle use same instructions as **pistols**.

With **S/G** Engage targets until down. Any order.