


Stage 1 "The Farmer & his Family"

Josey Wales, a Missouri farmer, is driven to revenge by the murder of his wife and young son by a band of pro-Union Jayhawker militants. The murderers were from Sen. James Lane's Kansas Brigade (Redleg), led by Captain Terrill. After grieving and burying his wife and son, Wales joins a group of pro-Confederate Missouri Bushwhackers led by William Anderson (Bloody Bill Anderson) & Capt. Fletcher and fight in the Civil War for the South.

10 PISTOL: Holstered. 10 RIFLE: Staged safely. 2+ S/G: Staged safely.



Shooter starts at position and gun of choice. Rifle cannot be last. Must use 3 positions. Hands at side. When ready say: **REVENGE!**

ATB: With the **Rifle** sweep the targets in a Nevada sweep starting on the Buffalo target and sweeping the left 3 targets or right 3 targets. With the second 5 rounds, repeat instructions, sweeping to the **OTHER** side. With **S/G** engage the targets until down in any order.

With the **Pistols**, use the same instructions as for rifle.


EOT 2019



Stage 2 "Amnesty?"

At the conclusion of the Civil War, Captain Fletcher persuades the guerrillas to surrender, saying they have been granted amnesty by Union Senator James H. Lane. Josey Wales refuses to surrender, along with a young man.

10 PISTOL: Holstered. 10 RIFLE: At the Ready. 2+ S/G: Staged safely.



Must use all 3 positions. Shooter starts at position & Gun(s) of choice at the ready. Rifle cannot be last. When ready say: **To the victors belongs the spoils.**

ATB: With **Rifle**, engage the 5 rifle targets in a sweep, once each, THEN place 1 on each circle THEN 3 on Buffalo. With **Pistols** Use same instructions as for the rifle.

Engage **S/G** targets in any order from A & C.

EOT 2019




Stage 3

"Don't tell me its raining"

Capt. Fletcher argues with the Senator regarding his promise of amnesty for the men, and tells senator: "Don't piss down my back and tell me its raining". When Captain Terrill's Redlegs massacre the surrendering men, Wales intervenes with a Gatling gun and wipes out most of the Redlegs! Fletcher tries to leave and help the men but is held back. Wales and one young man escape. Is Josey correct in thinking Fletcher was in on the massacre?

10 PISTOL: Hostered. 10 RIFLE: Staged safely. 2+ S/G: Staged safely.



Must use all positions. Hands at low surrender. At "A". When ready say: **Don't tell me its raining!**
 ATB: With the S/G engage the S/G targets in any order until down.
 With Rifle from "B" engage the center target four times, then double tap sweep from either end.
 With Pistols at "C" use rifle instructions.

EOT 2019

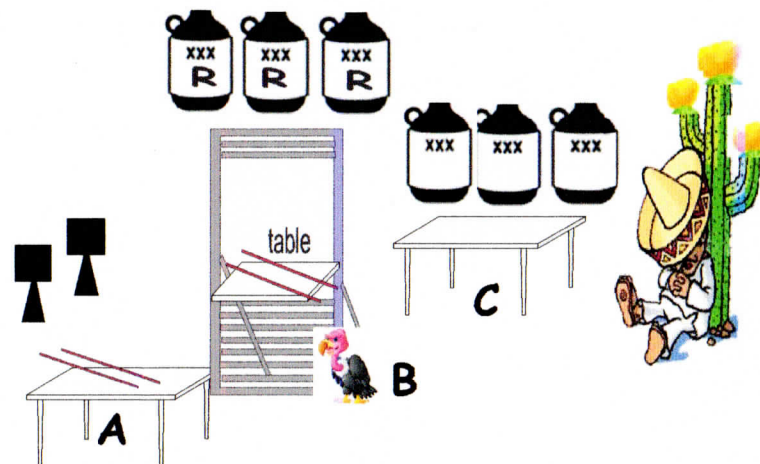


Stage 4

"The Missouri Boat Ride"

Senator Lane forces Captain Fletcher to work with Captain Terrill (Redleg militias) in tracking Josey down. They catch up to Wales by the Missouri River. As Capt. Terrill begins to cross the River on a flat boat, Josey tells his young soldier: "we've got something known as a Missouri boat ride", then shoots the rope that guides the flat boat! There's now a \$5000 bounty on Wales, who is now alone on the run from Union militia and bounty hunters as his fellow young soldier has died from wounds.

10 PISTOL: Hostered. 10+1 RIFLE: Staged safely. 2+ S/G in hand.



Must use all positions. S/G in both hands at "A". Say: **The Missouri Boat Ride!** ATB: Engage S/G targets in any order until down.
 With Rifle, double tap the center target, **THEN** triple tap an outside target, **THEN** engage the **OTHER** outside target five times. Then reload 1 round and engage any Rifle target.
 With Pistols, use the same instructions as for the Rifle..
 Note: Josey Wales: Cap 6 CLY. before firing. Buckaroo: load 11 in rifle.

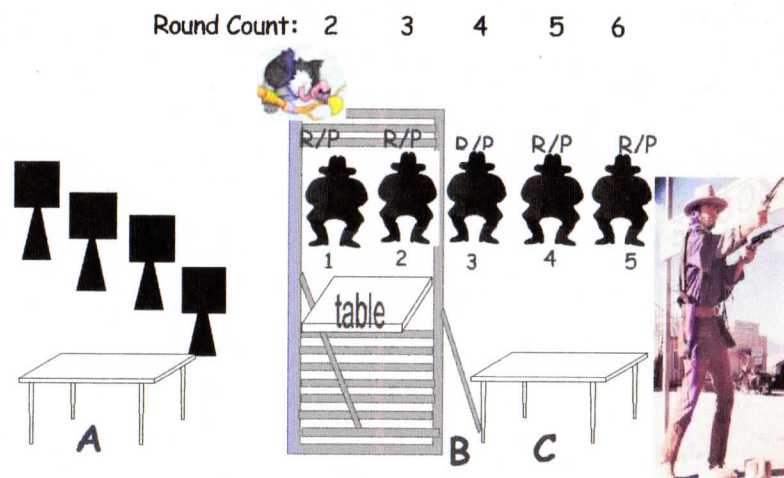


EOT 2019

Stage 5 "Longe Watie and Little Moonlight"

While Josey is on the run and despite wishing to be left alone, he meets an old Cherokee named Lone Watie and a young Navajo woman named Little Moonlight in the Cherokee Nation (Oklahoma) who worked at the Trading Post. Josey rescues her from two bounty hunters trying to have their way with her. Then one of the bounty hunters recognizes Josey. Luckily (LOL) they get in the way of the bullets leaving Josey's pistols.

10 PISTOL: Hostered. 10 RIFLE: Staged safely. 4+ S/G: Staged safely.



Must use at least 2 shooting positions. Rifle cannot be last. Standing at position of choice. Hands at Texas Surrender. When ready say: **The beginning of a diverse group of companions!**

ATB: If with Rifle & Pistols engage R/P1 thru R/P 5 in any order so that there are 2 rounds on RP1, 3 on RP2, 4 on RP3, 5 on RP4 and 6 on Rp5. **Round Count.**

If with S/G, engage the 4 S/G targets in any order until down.

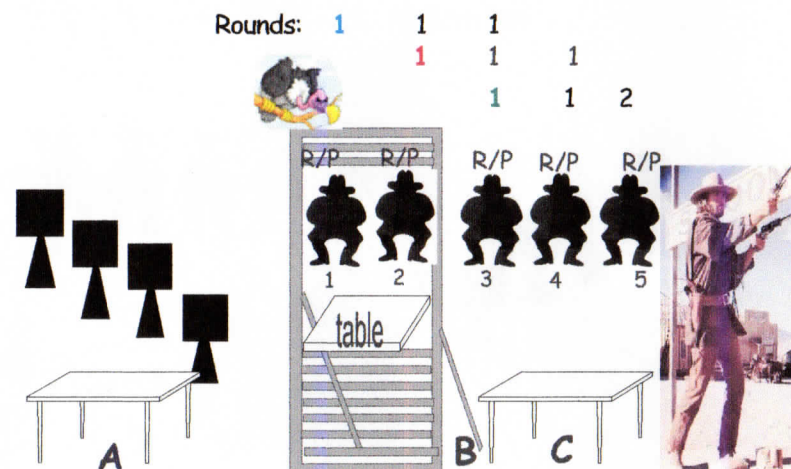


Stage 6

"Whistling Dixie"

Wales runs into 4 Union soldiers in town who recognizes him. Wales asks them: Are you going to pull those pistols or whistle Dixie? Four more Union soldiers meet their maker! Josey continues to accumulate a diverse group of companions... An elderly woman Sarah Turner from Kansas and her granddaughter Laura Lee who Wales rescues from Comancheros. Two men in Santo Rio, Travis and Chato, who had worked for Grandma Sarah's son Tom, joined the group. In Santa Rio, two more bounty hunters are waiting for Josey. One is killed by Josey and the other gets away.

10 PISTOL: Hostered. 10 RIFLE: Staged safely. 4+ S/G: Staged safely.



Must use at least 2 position. Rifle cannot be last. Standing at "A". One hand on S/G shells and the other holding the S/G. When ready say:

Are you going to pull those pistols or whistle Dixie?

ATB: With **S/G** engage the 4 knockdowns until down. With **Rifle** engage all five targets with single rounds in this order: **1-2-3-2-3-4-3-4-5**. THEN place tenth round on target **5**. You may start on either end.

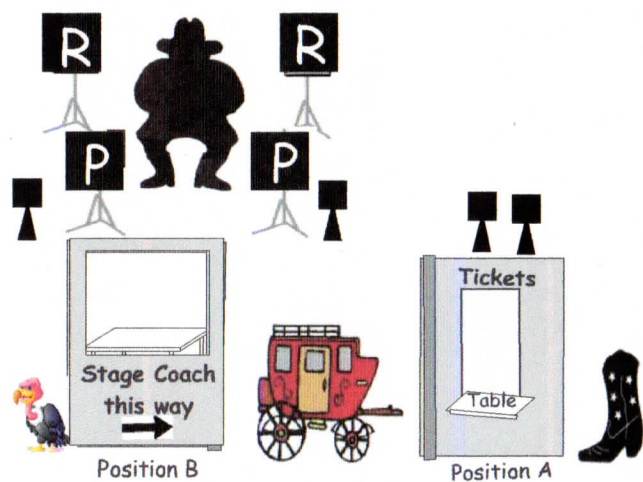
Pistols use same instructions as for rifle.



Stage 7 "The Ranch turned Fortress"

Wales and his companions find the abandoned ranch owned by Grandma Sarah's son and Laura' Lee's father. Wales parley's and makes peace with the neighboring Comanche tribe leader, Ten Bears. The group reinforces the ranch. A festive gathering of friends occurs at the ranch.

10 PISTOL: Hostered. 10 RIFLE: Staged safely. 4+ S/G: Staged safely.



Start at "A" or "B". Rifle can not be last. Hands touching hat. When ready say: **The Ranch Turned fortress!**

ATB: If with **Rifle**, engage in a continuous Nevada sweep for 5 rounds on **TOP** two squares and Cowboy (may start on either end). **THEN** dump 5 on cowboy.

If with **Pistols** repeat rifle instructions using the **LOWER** two square targets and the cowboy.

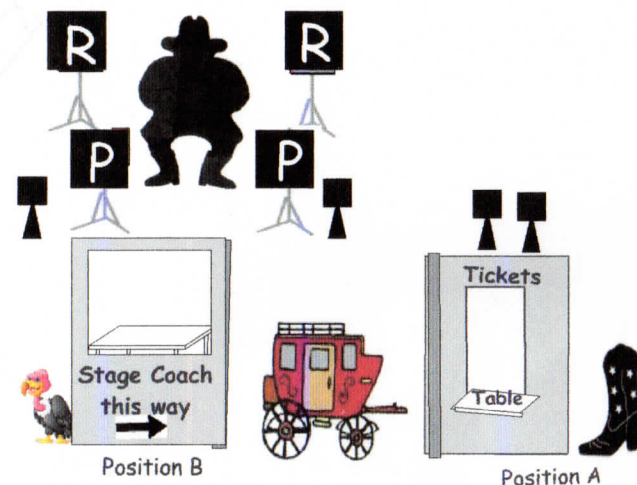
If starting with **S/G**, knockdown two targets. Take **S/G** with you to opposition position and shoot remaining two **S/G** targets.



Stage 8 "The Ranch is attacked"

Meanwhile, a bounty hunter whose partner was gunned down by Wales at Santa Rio guides Captain Terrill and his men to the town. The following morning, the ranch is attacked by the Redlegs. Wales companions take cover in the fortified ranch house and open fire, gunning down all of Terrill's men.

10 PISTOL: Staged. 10 RIFLE: Staged safely. 4+ S/G: Staged safely.



Rifle can not be last. Start at position A. Shotgun in both hands. When ready say: **The Redlegs are coming!**

ATB: With **S/G** shoot the two "Redlegs" hiding in the ticket booth. Take **S/G** with you to "B" (careful not to break the 170) and engage the remaining two knockdowns until down.

THEN using the **Rifle** and **Pistols** engage four square targets with 3 rounds each and 8 on cowboy targets.

This is a round count stage.

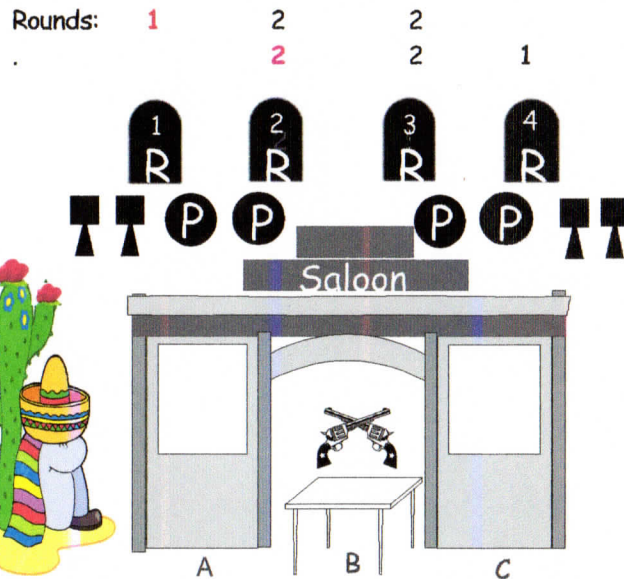


Stage 9

"The Show Down"

A wounded Wales, despite being out of ammunition, pursues the fleeing Terrill back to Santa Rio. When he corners Terrill, Wales dry fires his four pistols, though all the chambers are empty, before stabbing and killing Terrill with his own Union cavalry saber.

10 PISTOL: Hostered. 10 RIFLE: Staged safely. 4+ S/G: staged safely.



Must use all 3 positions. Position of choice.

Use pistol/rifle first in any order and end with S/G.

Shooter starts w/pistol(s) or rifle at the ready.

When ready say: The Redleg gets whats duel

ATB: If w/Rifle, engage the targets in a "Hoot" sweep, starting on either end (1 on 1, 2 on 2, 2 on 3, 2 on 2, 2 on 3 and 1 on 4).

If with Pistols same instructions as rifle.

If with S/G engage targets in any order from "A" and "C" windows.


EOT 2019



Stage 10 "The Ride into the Sunset"

In the Saloon in Santa Rio, Wales sees Captain Fletcher with two Texas Rangers. The locals at the Bar refer to Wales as "Mr. Wilson", and tell the Rangers that Wales was killed in Mexico. The Rangers accept the story and move on. However Fletcher pretends not to recognize Wales. He says that he will go to Mexico to look for Wales and try to tell him that the "war is over". Wales says, "I reckon so. I guess we all died a little in that damned war," before riding off into the Sunset.

10 PISTOL: Hostered. 10 RIFLE: Staged safely. 4+ S/G: In Hands



Must use all 3 positions. Rifle can not be last. Position of choice. Hands at side. When ready say: I guess we all died a little in that war!

ATB: If with the Pistols, continuous Nevada Sweep the targets starting at either end. double tapping the outside targets when engaged.

If with Rifle use the same instructions as for the pistols. If with the S/G, engage the targets in any order from "A" and "C" windows.

EOT 2019

