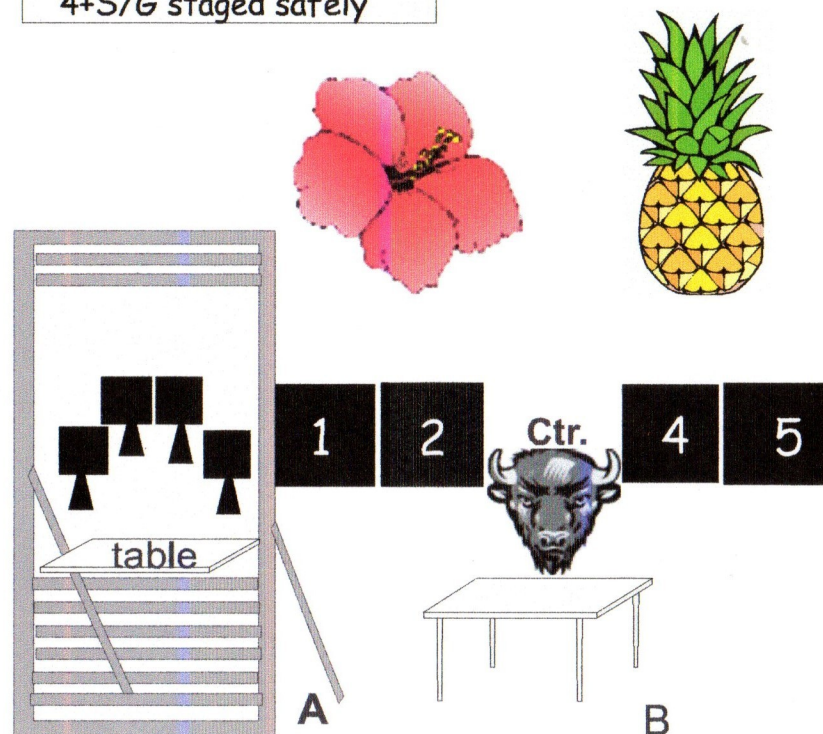


10 RIFLE staged safely  
10 PISTOL Holstered  
4+S/G staged safely

## Stage 1



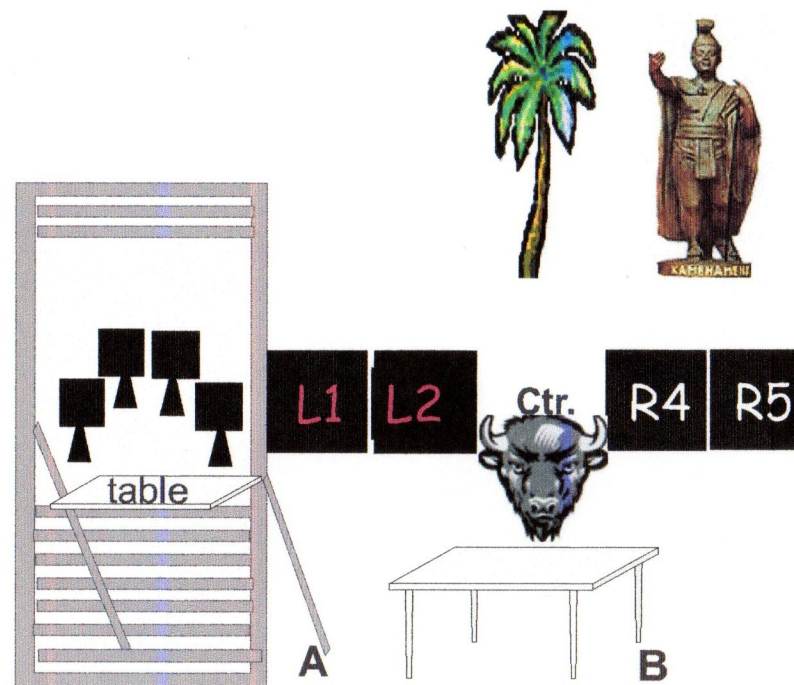
Starting at position and gun of choice. Rifle can not be last. Must use 2 positions. Hands crossed at chest. When ready say: **ALOHA!**

ATB: If starting with Rifle, engage targets 1-5 in a 1-1-1-1-1 sweep. THEN engage targets with 2 on target 1, 1 on Ctr target and 2 on target 5 in a sweep. May start on either end. Shoot pistols using Rifle instructions.

Shoot **shotgun** targets until down, any order.

## Stage 2

10 RIFLE staged safely  
10 PISTOL Hostered  
4+ S/G staged safely



Start at Position & gun of choice. Rifle can not be last. Must use 2 positions. Stage Rifle & S/G safely When ready say: **The Hawaiian Islands are a chain of 137 islands.**

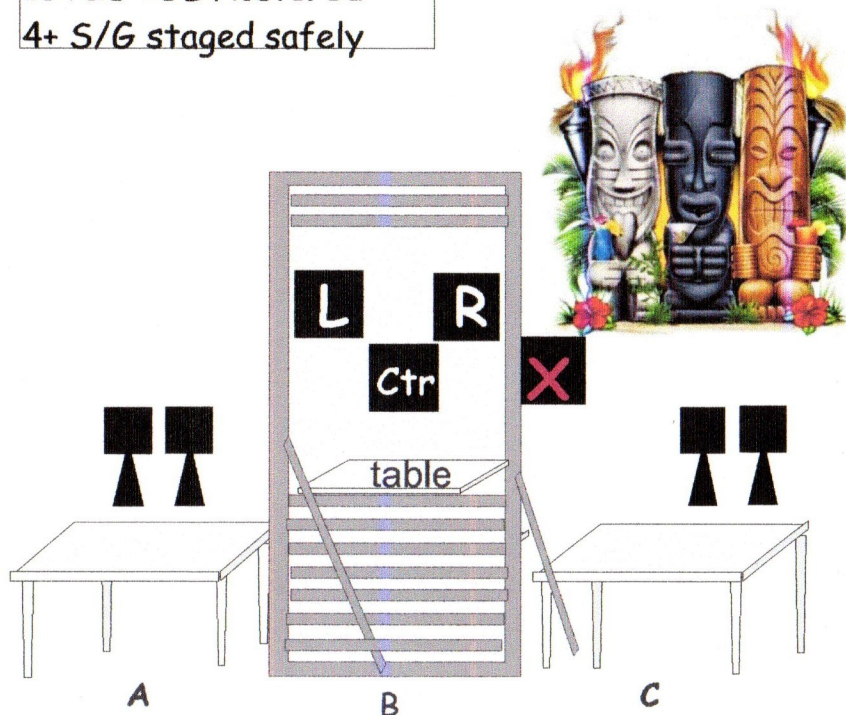
ATB: If starting w/Rifle or Pistols engage targets in in this order: L1, then L2, L1, Ctr, L1 for 5 rounds, THEN R5, R4, R5, Ctr, R5 for 5 rounds. (outside, inside, outside, Ctr, outside)

Engage S/G targets until down. Any order.



10 RIFLE staged safely  
10 PISTOL Holstered  
4+ S/G staged safely

## Stage 3



Start at Position and firearm of choice. Rifle can not be last. Must use 3 positions. Stage Rifle & S/G safely. **Hands at Texas surrender.** When Ready say: **There are 8 major islands in Hawaii!**

ATB: If starting with Rifle, engage 3 in Ctr, 1 on outside, 1 on **other** outside, Repeat. Ignore **red X** target.


If starting with Pistol engage using rifle instructions.

Engage first 2 S/G targets until down, move safely to different position and engage last two S/G targets until down.

2019

## Stage 4

10+**1** RIFLE Staged safely  
10 PISTOL Holstered  
4+ Shotgun Staged safely



Start at Position & firearm of choice. Rifle can not be last. **Must use all 3 positions.** Rifle & S/G staged safely. **Hands FLAT on table.** This is a round count! (FYI: 1778 James Cook Arrives in Hawaiian Islands) When ready say: **A better year was 1776.**

ATB: With pistols & Rifle, engage 1-4 any order, however must shoot 1 round on target 1, 7 on target 2, 7 on target 3 and 6 on target 4. You may reload 1 in rifle any time after the beep.

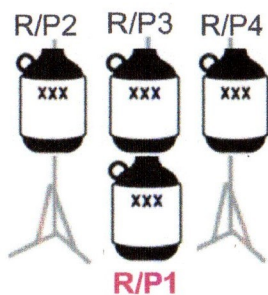

Engage first 2 S/G targets until down. Take S/G to opposite position, THEN engage last 2 S/G targets until down.

2019



10 RIFLE Staged safely  
10 PISTOL Holstered  
4+ Shotgun Staged safely

## Stage 5



Start at position & Gun of choice. Rifle can not be last.  
**Must use 2 positions.** Hand touching hat. When ready say: **Who's wearing the best Hawaiian Shirt ever!**

ATB: If at "B" with **shotgun** engage targets in an OUTSIDE, inside, OUTSIDE, inside.

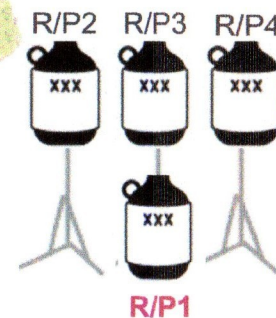
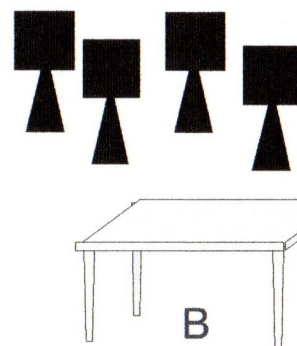
If at "A/B" with **Rifle** alternate with target 1 as follows:  
1, 2, 2, 1, 3 - 3, 1, 4, 4, 1. (i.e. Single tap target 1, double tap 2 single tap 1 double tap 3, single tag 1, double tap 4, single tap 1)

Make rifle safe. With **Pistols**, repeat Rifle instructions.

2019

## Stage 6

10 RIFLE Staged safely  
10 PISTOL Holstered  
4+ Shotgun Staged safely



Start at position & firearm of choice. Rifle can not be last. **Must use 2 positions.** Hands touching **gun(s)** of choice **not lifting**. When ready say: **Where's the Hula dancers?**

ATB: At A or B, Engage the back **Rifle** targets in a **double tap** horizontal sweep THEN dump 4 on the bottom target. May start on either end. Make Rifle safe any where.

Engage **S/G** any order.

Engage **Pistol** targets using Rifle instructions.

Note: **Must use both positions.**

2019