




10 RIFLE Stage Safely  
10 PISTOL Holstered  
4+ Shotgun Stage Safely



## STAGE 1



**Shooter starts at A or B. Hands at side.**

**When ready say: Luck of the Irish!**


**ATB: If at "B" with shotgun engage targets in an OUTSIDE, inside, OUTSIDE, inside.**

**If at "A" with Rifle alternate with target 1 as follows: 1, 2, 2, 1, 3, - 3 - 1, 4, 4, 1.**

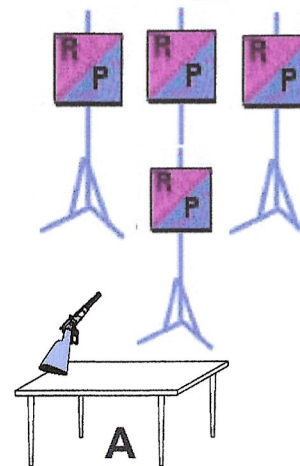

**Make rifle safe.**

**With Pistols, repeat Rifle sequence.**

## Stage 2



10 RIFLE staged at A  
10 PISTOL  
4+ SHOTGUN at B



**Open empty Shotgun at B, Rifle at A.**

**Rifle in hand at A at the Ready position. When Ready say: The pot of gold is at the end of the rainbow!**

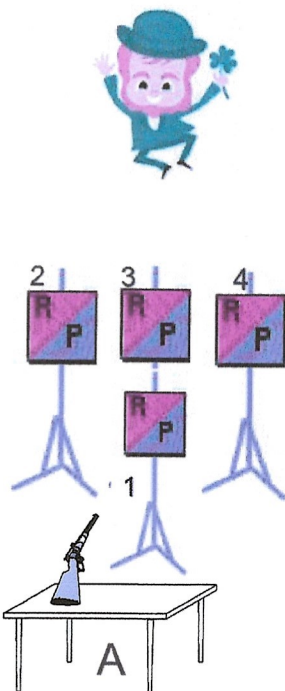

**ATB: Engage the Rifle targets in a double tap horizontal sweep THEN dump 4 on the bottom target. Make Rifle safe any where.**

**At "B" engage S/G any order.**

**Move back to "A" engage Pistol targets using Rifle instructions.**

10 RIFLE  
10 PISTOL Holstered  
4+ Shotgun staged at B

## STAGE 3



**Shooter starts at A or B. Hands touching (not lifting) gun(s) of choice.**

**When ready say: O Danny boy, the pipes are calling.**

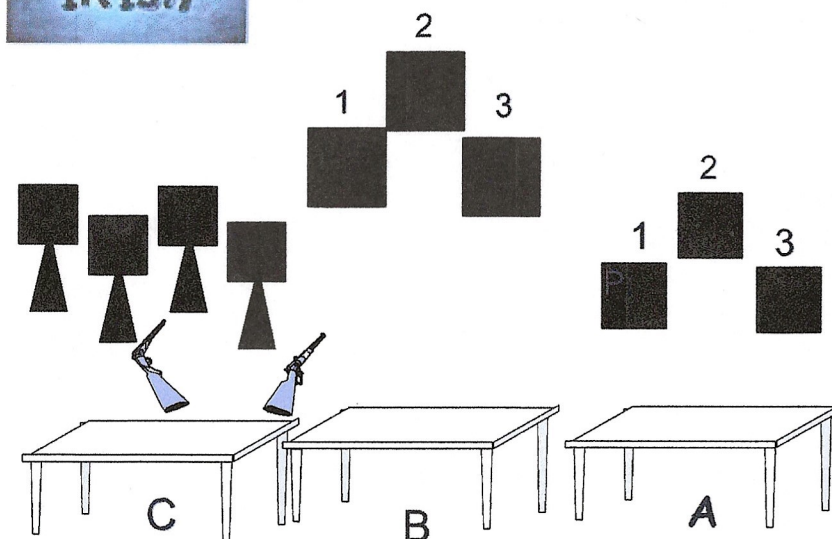
**ATB: If at "A" w/ Rifle alternate w/target 1 as follows: 1, 2, 1, 3, 3 - 1, 4, 4, 4, 1. Make rifle safe.**

**With Pistols, repeat Rifle sequence.**

**If at "B" with S/G engage targets until down.**

10 RIFLE Stage Safely  
10 PISTOL  
4+ S/G Stage Safely

## Stage 4



**Start at any Position standing with gun at the ready. Must use at least 2 positions. When ready say: I thought only bad guys wore masks?**


**ATB, If at "C" engage shotgun targets until down. With Rifle alternate between targets 1 & 2 for 5 rounds. Then alternating with targets 2 & 3 for 5 rounds. You can start on Center or outer target.**

**At "A", engage Pistol targets using same instructions as rifle.**



## Stage 5

10 RIFLE Stage Safely  
10 PISTOL Holstered  
4+ Shotgun Staged Safely



Start at B. Must use at least 2 positions. With both hands touching the green shamrock. When ready say: **You can't hide behind that mask!**

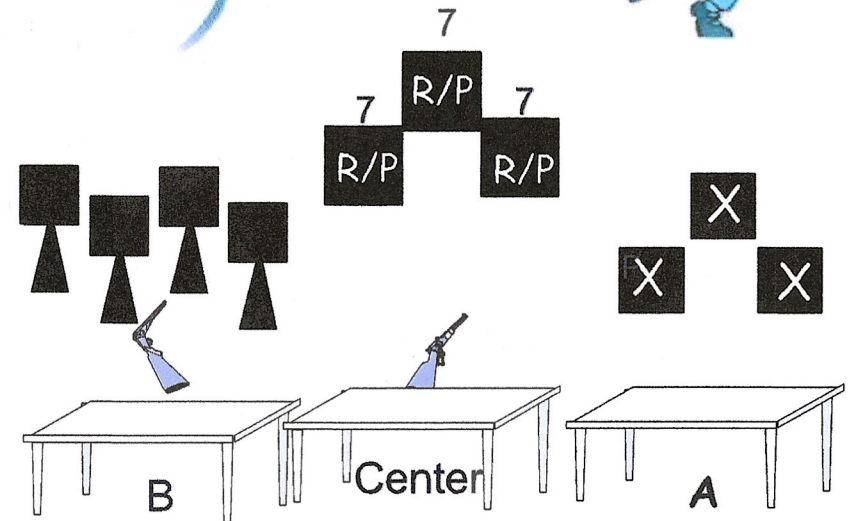
ATB, with **Rifle**, place one round on each end then triple tap the middle target for 5 rounds. Then Repeat instructions.

Engage **shotgun** targets until down.

Move to "A" engage **Pistol** targets using same instructions as rifle.

10+1 RIFLE Staged at Ctr  
10 PISTOL Holstered  
4+ Shotgun Staged at B

## Stage 6



Standing at center position, both hands holding 1 rifle round. When ready say: **You can hide your face, but I know those boots**

ATB, using **Rifle** and **Pistol** as necessary engage RP1 thru RP3 with 7 rounds each. any order (Round Count) rifle reload may be done anytime after the first shot.

At "B" engage **shotgun** targets until down.