



MAY 2021

STAGE 1

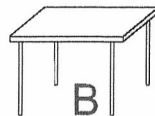
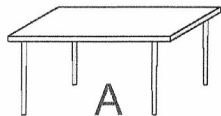
10 RIFLE staged safely
10 PISTOL Holstered
2+S/G staged safely



R1 R2



P1 P2



Starting at position of choice. Rifle & S/G staged safely. Rifle can not be last. Must use 2 positions. Hands crossed at chest. When ready say: **Por Favor' Dos Taco's**


ATB: If starting with **Rifle**, engage targets 1-2 in this order: 1-2-2-1-2-2 then 4 on target 1 for a total of 10 rounds.

Shoot **Pistols** using rifle instructions.


Shoot **shotgun** targets until down, any order.

Stage 2

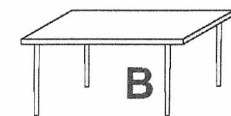
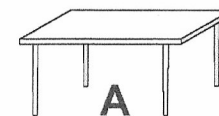
10 RIFLE staged safely
10 PISTOL Hostered
2+ S/G staged safely



R1 R2



P1 P2



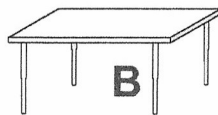
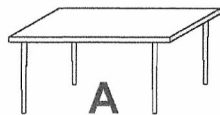




Start at Position of choice. Rifle can not be last. **Must use 2 positions.** Stage Rifle & S/G safely. Hands at sides. When ready say: **It's a good day for a hanging!**

ATB: If starting w/ Pistol(s) shoot a Lawrence Welk alternating with the two targets for 10 rounds starting at either end. Engage Rifle targets with same instructions as pistol.

Engage S/G targets until down. Any order.

STAGE 3

10 RIFLE staged safely
10 PISTOL holstered
2+ S/G staged safely



Start at Position & firearm of choice, Rifle can not be last. Must use 2 positions. **Hands touching hat.** When ready say: **I love hot and spicy!**

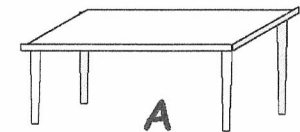
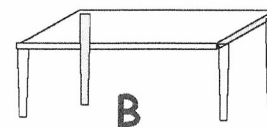
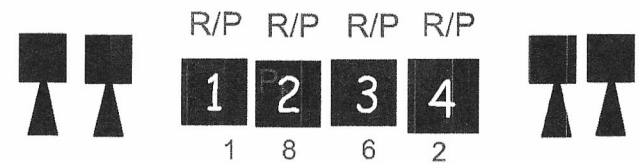
ATB: if starting w/Rifle engage targets in double tap, triple tap. (1, 1, 2,2,2 sweep). Repeat for a total of 10 rounds. No dirty sweeps. Start on either target.

Engage S/G until down, any order.

Engage Pistol targets with same instructions as rifle.

Stage4

7 RIFLE Staged safely
10 PISTOL Holstered
4+ Shotgun Staged safely



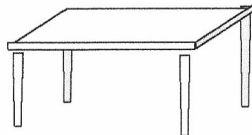
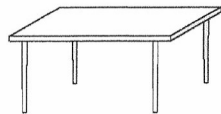
Start at Position & firearm of choice. Rifle can not be last. Must use 2 positions. Rifle & S/G staged safely. **Hands at Texas surrender.** This is a round count stage. (The battle of Pubela against the French!). When ready say: **1862**

ATB: With pistols & Rifle, engage 1-4 **any order**, however shoot 1 round on target 1, 8 rounds on target 2, 6 on target 3 and 2 on target 4. Engage first 2 S/G targets until down. Take S/G to opposite position, THEN engage last 2 S/G targets until down.

10 RIFLE staged safely
10 PISTOL Hostered
4+ S/G staged safely



Stage 5



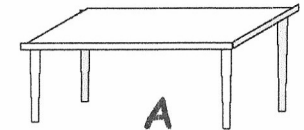
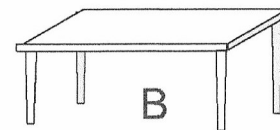
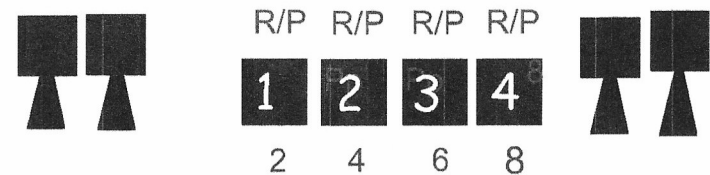

Start at Position and firearm of choice. Rifle can not be last. **Must use both positions.** Stage Rifle & S/G safely. **Hands behind back.** When Ready say: **Let it Rip amigos!**

ATB: If starting w/rifle, **double tap** Target 1 THEN sweep 2, 3, 4 targets, **double tap** target 4 then sweep 3-2-1.

If starting w/pistols same rifle instructions. Engage first 2 S/G targets until down, move safely to opposition position and engage last two S/G targets until down.

Stage 6

10 RIFLE Staged safely
10 PISTOL Holstered
4+ Shotgun Staged safely



Start at position & Firearm of choice. Rifle can not be last. Must use 2 positions. **Hands on S/G belt.** When ready say: **This ain't the 3:10 to YUMA!**

ATB: If with Pistols or Rifle engage in a 2 on Target 1, 4 on Target 2, 6 on Target 3 and 8 on Target 4. This is a **ROUND COUNT** stage for a total of 10 rounds.

If starting with S/G--shoot first two any order, then move to opposite position and shoot remaining 2 S/G targets.